



RFgen QA Tracking System Tutorial

Table of Contents

Logging into RFgen QA Tracking System	1
Main Menu	2
My View	3
View Issues	4
Viewing an Issue	5
Report Issue	6
My Account	7
Logout of RFgen QA Tracking System	8

Logging into the RFgen QA Tracking System

URL: <http://mantis.rfgen.com>

Enter the Username and Password and Click on Login.



Login	
Username	<input type="text" value="dmanuel"/>
Password	<input type="password" value="....."/>
Save Login	<input type="checkbox"/>
<input type="button" value="Login"/>	

[[Signup for a new account](#)] [[Lost your password?](#)]

[Mantis 1.1.8\[^\]](#)
Copyright © 2000 - 2009 Mantis Group



Mantis Appliance - Powered by TurnKey Linux

Main Menu

This section will show the number of issues assigned to you and the issues reported by you.

Also you can switch between the projects to review the status.



QA TRACKING SYSTEM

Logged in as: *dmanuel* (Dinah Manuel - developer)

2014-04-14 15:47 UTC

Project: RFgen v5

[Main](#) | [My View](#) | [View Issues](#) | [Report Issue](#) | [Change Log](#) | [Roadmap](#) | [Docs](#) | [My Account](#)

Open and assigned to me: 0

Last Visit: 2014-04-14 15:47

- RFgen v5
- All Projects
- RFgen 4.1

Started by me: 1

[[Archives](#)] [[RSS](#)]

[Mantis 1.1.8](#) [^]
 Copyright © 2000 - 2009 Mantis Group
webmaster@localhost



Mantis Appliance - Powered by TurnKey Linux

My View

This Menu will show all the issues under the selected project. It categorizes issues based on the status of the issue and shows with different color codes.

Rfgen
QA TRACKING SYSTEM

Logged in as: dmanuel (Dinh Manuel - developer) 2014-04-14 15:49 UTC Project: Rfgen v0 [Search](#)

[Main](#) | [My View](#) | [View Issues](#) | [Report Issue](#) | [Change Log](#) | [Roadmap](#) | [Docs](#) | [My Account](#) | [Logout](#) Issue # [Jump](#)

Recently Visited: [0001433](#) [0001432](#)

Unassigned [?] (1 - 10 / 37)

- [0001469](#) SetColumn of SearchList - Issue with decimal position
Dev. Studio - 2014-04-14 15:21
- [0001468](#) Form Caption Center Issue
Dev. Studio - 2014-04-11 20:49
- [0001461](#) Format masks for numeric and date fields
Enhancement - 2014-04-10 22:11
- [0001460](#) Cannot exit client app.
CE Client - 2014-04-10 20:28
- [0001453](#) SearchList double click to select not working
Dev. Studio - 2014-04-10 20:26
- [0001458](#) Screen.Drilldown is broken again
Runtime - 2014-04-08 15:23
- [0001402](#) DB.UseDataSource()
Runtime - 2014-04-08 14:39
- [0001456](#) RIS dynamic array bug?
Runtime - 2014-04-07 22:15
- [0001454](#) The two SetColumn methods are different
Dev. Studio - 2014-04-03 15:47
- [0001403](#) Can not quit application
Android Client - 2014-04-02 21:49

Reported by Me [?] (1 - 1 / 1)

- [0001469](#) SetColumn of SearchList - Issue with decimal position
Dev. Studio - 2014-04-14 15:21

Resolved [?] (1 - 10 / 88)

- [0001482](#) LocateAdd Dynamic Error
Runtime - 2014-04-10 17:16
- [0001449](#) MenuStrip.AppendItem
Dev. Studio - 2014-04-09 21:49
- [0001413](#) Server.SendTable does not work
Mobile Client - 2014-04-09 20:45
- [0001414](#) Server.Ring Failed
Mobile Client - 2014-04-09 20:44
- [0001452](#) Oracle Insert statement not formatted correctly
Dev. Studio - 2014-04-04 20:41
- [0001393](#) Mobile Client Install
Mobile Client - 2014-03-28 15:19
- [0001433](#) App.IPAddress
Server - 2014-03-28 15:13
- [0001378](#) MenuStrip Embedded Graphical Menu Action Bug
CE Client - 2014-03-28 15:07
- [0001399](#) Client Reconnect Issue
CE Client - 2014-03-28 15:07
- [0001426](#) SearchList Column Heading and Width Issue
Emulation - 2014-03-26 00:08

Recently Modified [?] (1 - 10 / 321)

- [0001469](#) SetColumn of SearchList - Issue with decimal position
Dev. Studio - 2014-04-14 15:21
- [0001468](#) Form Caption Center Issue
Dev. Studio - 2014-04-11 20:49
- [0001461](#) Format masks for numeric and date fields
Enhancement - 2014-04-10 22:11
- [0001460](#) Cannot exit client app.
CE Client - 2014-04-10 20:28
- [0001453](#) SearchList double click to select not working
Dev. Studio - 2014-04-10 20:26
- [0001457](#) LocateAdd Dynamic Error
Runtime - 2014-04-10 17:16
- [0001449](#) MenuStrip.AppendItem
Dev. Studio - 2014-04-09 21:49
- [0001413](#) Server.SendTable does not work
Mobile Client - 2014-04-09 20:45
- [0001414](#) Server.Ring Failed
Mobile Client - 2014-04-09 20:44
- [0001458](#) Screen.Drilldown is broken again
Runtime - 2014-04-08 15:23

Monitored by Me [?] (0 - 0 / 321)

new	feedback	acknowledged	confirmed	assigned	resolved	closed
-----	----------	--------------	-----------	----------	----------	--------

View Issues

This section lists down all the issues under the selected project. You will be able to sort it based on the issue#, Category, Severity, Status, Date Updated and Summary (Title).

The screenshot displays the RFgen QA Tracking System interface. At the top, there is a navigation bar with the RFgen logo and 'QA TRACKING SYSTEM'. Below this, there are several tabs and filters, including 'Viewing Issues (1 - 100)', 'Filter', and 'Sort By'. The main area contains a table of issues with the following columns: Issue#, Category, Severity, Status, Date Updated, and Summary. The issues are listed in a grid format, with each row representing a specific issue. The table is color-coded by status, with red for 'Open', yellow for 'In Progress', and green for 'Closed'. The bottom of the interface shows a footer with 'RFgen' and '© 2018 RFgen Inc.'.

Issue#	Category	Severity	Status	Date Updated	Summary
2018-04-14	Dev. Issues	Major	Open	2018-04-14	SQL query of 'BANKING' table with decimal operation
2018-04-11	Dev. Issues	Minor	Open	2018-04-11	Form Capital Center bug
2018-04-11	Enhancements	Minor	Open	2018-04-11	Printout issues for 'Lumpsum' and 'Bank Fees'
2018-04-11	CE Client	Minor	Open	2018-04-11	Capital Center bug
2018-04-11	Dev. Issues	Minor	Open	2018-04-11	Banking of issues due to server not working
2018-04-11	Runtime	Minor	Resolved (2018-04-11)	2018-04-11	Loan/Deposit/Withdraw
2018-04-11	Dev. Issues	Minor	Resolved (2018-04-11)	2018-04-11	Monthly Adjustment
2018-04-11	House Client	Minor	Resolved (2018-04-11)	2018-04-11	Banker Bank/Check issue not work
2018-04-11	House Client	Minor	Resolved (2018-04-11)	2018-04-11	Banking Fee/Rate
2018-04-11	Runtime	Minor	Resolved (2018-04-11)	2018-04-11	Banking/Deposit/Withdraw
2018-04-11	Runtime	Minor	Resolved (2018-04-11)	2018-04-11	CR Loan/Deposit/Withdraw
2018-04-11	Runtime	Minor	Resolved (2018-04-11)	2018-04-11	CR Loan/Deposit/Withdraw
2018-04-11	Dev. Issues	Block	Resolved (2018-04-11)	2018-04-11	CR Loan/Deposit/Withdraw not formatted correctly
2018-04-11	Dev. Issues	Minor	Resolved (2018-04-11)	2018-04-11	CR Loan/Deposit/Withdraw not formatted correctly
2018-04-11	Android Client	Minor	Resolved (2018-04-11)	2018-04-11	CR Loan/Deposit/Withdraw not formatted correctly
2018-04-11	Android Client	Minor	Resolved (2018-04-11)	2018-04-11	CR Loan/Deposit/Withdraw not formatted correctly
2018-04-11	Android Client	Minor	Resolved (2018-04-11)	2018-04-11	CR Loan/Deposit/Withdraw not formatted correctly
2018-04-11	Android Client	Minor	Resolved (2018-04-11)	2018-04-11	CR Loan/Deposit/Withdraw not formatted correctly
2018-04-11	CE Client	Minor	Resolved (2018-04-11)	2018-04-11	CR Loan/Deposit/Withdraw not formatted correctly
2018-04-11	House Client	Minor	Resolved (2018-04-11)	2018-04-11	CR Loan/Deposit/Withdraw not formatted correctly
2018-04-11	Installation	Minor	Resolved (2018-04-11)	2018-04-11	CR Loan/Deposit/Withdraw not formatted correctly
2018-04-11	Dev. Issues	Minor	Resolved (2018-04-11)	2018-04-11	CR Loan/Deposit/Withdraw not formatted correctly
2018-04-11	Runtime	Minor	Resolved (2018-04-11)	2018-04-11	CR Loan/Deposit/Withdraw not formatted correctly
2018-04-11	House Client	Minor	Resolved (2018-04-11)	2018-04-11	CR Loan/Deposit/Withdraw not formatted correctly
2018-04-11	Banker	Minor	Resolved (2018-04-11)	2018-04-11	CR Loan/Deposit/Withdraw not formatted correctly
2018-04-11	CE Client	Minor	Resolved (2018-04-11)	2018-04-11	CR Loan/Deposit/Withdraw not formatted correctly
2018-04-11	CE Client	Minor	Resolved (2018-04-11)	2018-04-11	CR Loan/Deposit/Withdraw not formatted correctly
2018-04-11	Dev. Issues	Minor	Resolved (2018-04-11)	2018-04-11	CR Loan/Deposit/Withdraw not formatted correctly
2018-04-11	Runtime	Minor	Resolved (2018-04-11)	2018-04-11	CR Loan/Deposit/Withdraw not formatted correctly
2018-04-11	Runtime	Minor	Resolved (2018-04-11)	2018-04-11	CR Loan/Deposit/Withdraw not formatted correctly
2018-04-11	Runtime	Minor	Resolved (2018-04-11)	2018-04-11	CR Loan/Deposit/Withdraw not formatted correctly
2018-04-11	Enhancements	Minor	Resolved (2018-04-11)	2018-04-11	CR Loan/Deposit/Withdraw not formatted correctly
2018-04-11	Enhancements	Minor	Resolved (2018-04-11)	2018-04-11	CR Loan/Deposit/Withdraw not formatted correctly
2018-04-11	Dev. Issues	Minor	Resolved (2018-04-11)	2018-04-11	CR Loan/Deposit/Withdraw not formatted correctly
2018-04-11	House Client	Minor	Resolved (2018-04-11)	2018-04-11	CR Loan/Deposit/Withdraw not formatted correctly
2018-04-11	CE Client	Minor	Resolved (2018-04-11)	2018-04-11	CR Loan/Deposit/Withdraw not formatted correctly
2018-04-11	House Client	Minor	Resolved (2018-04-11)	2018-04-11	CR Loan/Deposit/Withdraw not formatted correctly
2018-04-11	CE Client	Minor	Resolved (2018-04-11)	2018-04-11	CR Loan/Deposit/Withdraw not formatted correctly
2018-04-11	House Client	Minor	Resolved (2018-04-11)	2018-04-11	CR Loan/Deposit/Withdraw not formatted correctly
2018-04-11	Android Client	Minor	Resolved (2018-04-11)	2018-04-11	CR Loan/Deposit/Withdraw not formatted correctly
2018-04-11	Installation	Minor	Resolved (2018-04-11)	2018-04-11	CR Loan/Deposit/Withdraw not formatted correctly
2018-04-11	Dev. Issues	Minor	Resolved (2018-04-11)	2018-04-11	CR Loan/Deposit/Withdraw not formatted correctly
2018-04-11	Runtime	Minor	Resolved (2018-04-11)	2018-04-11	CR Loan/Deposit/Withdraw not formatted correctly
2018-04-11	Runtime	Minor	Resolved (2018-04-11)	2018-04-11	CR Loan/Deposit/Withdraw not formatted correctly

Viewing an Issue

Click on any issue number to view the details of the issue. You will be able to add more information to an issue here.

RFgen
QA TRACKING SYSTEM

Logged in as: dmanuel (Dimitri Manuvel - developer) 2014-04-14 18:52 UTC Project: RFgen

Main | My View | View Issues | Report Issue | Change Log | Roadmap | Docs | My Account | Logout

Search value: 0001459 0001459 0001459

Viewing Issue Simple Details [[Jump to notes](#)] [[Send a reminder](#)] [<<] [>>] [[View Advanced](#)] [[Issue History](#)] [[Print](#)]

ID	Category	Severity	Reproducibility	Date Submitted	Last Update
0001459	[RFgen v5] Dev. Studio	trivial	always	2014-04-10 20:26	2014-04-10 20:26

Reporter: phanson View Status: public

Assigned To: phanson

Priority: normal Resolution: open Product Version: 5.0.2.2

Status: new

Summary
0001459: SearchList double click to select not working

Description
Prior to 5.0.2.2, selecting a row from a SearchList was done with a double click. Since 5.0.2.2, the row only needs a single click. This could be a problem for customers who may inadvertently bump the device screen.

Additional Information
No tags attached.

Attach Tags
(Separate by " ") Existing tags: Attach

Attached Files
[Update Issue] [Assign To:] [Myself] [Change Status To:] feedback [Monitor Issue] [Create Clone] [Move Issue] [Delete Issue]

Relationships
New relationship Current issue: parent of Add

Upload File
Select File (Max size: 5.00Mb) Choose File No file chosen Upload File

There are no users monitoring this issue.

There are no notes attached to this issue.

Add Note
Note

View Status: private Add Note

Issue History

Date Modified	Username	Field	Change
2014-04-10 20:26	phanon	new Date	

[Status: 1.1.0.1](#)
Copyright © 2005 - 2014 Rfgen Group
[rfgen.com](#)

RFgen

Report Issue

This Section allows you to add a new issue into the RFgen QA Tracking System.



Logged in as: *dmanuel* (Dinah Manuel - developer) 2014-04-14 15:54 UTC Project: RFgen v5 Switch **633**
[Main](#) | [My View](#) | [View Issues](#) | [Report Issue](#) | [Change Log](#) | [Roadmap](#) | [Docs](#) | [My Account](#) | [Logout](#) Issue # Jump

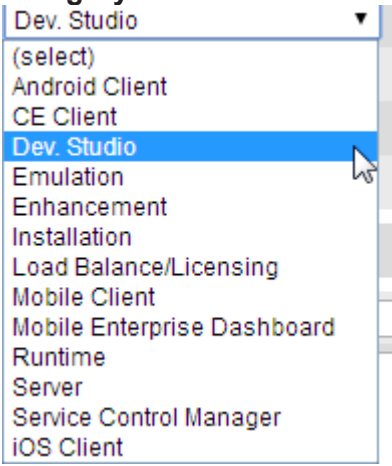
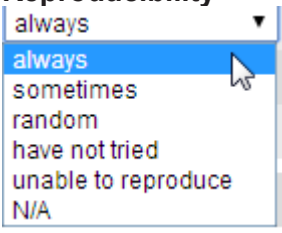
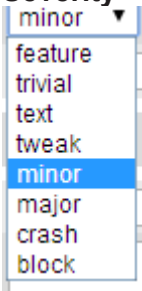
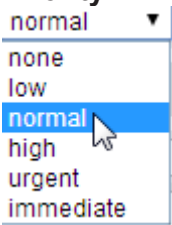
Recently Visited: [0001459](#), [0001463](#), [0001433](#), [0001428](#)

Enter Report Details [Advanced Report]	
*Category	<input type="text" value="(select)"/>
Reproducibility	<input type="text" value="have not tried"/>
Severity	<input type="text" value="minor"/>
Priority	<input type="text" value="normal"/>
Product Version	<input type="text"/>
*Summary	<input type="text"/>
*Description	<div style="border: 1px solid #ccc; height: 100px;"></div>
Additional Information	<div style="border: 1px solid #ccc; height: 100px;"></div>
Upload File (Max. size: 5,000k)	<input type="button" value="Choose File"/> No file chosen
View Status	<input checked="" type="radio"/> public <input type="radio"/> private
Report Stay	<input type="checkbox"/> (check to report more issues)
* required <input type="button" value="Submit Report"/>	

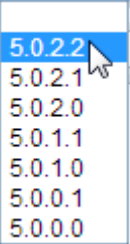


Report Issue (con't.)

Make Sure you have the right project selected on top of the menu. After entering the required fields, click on Submit to report the issue.

<p>Category</p>  <p>The screenshot shows a dropdown menu for the 'Category' field. The current selection is 'Dev. Studio'. Other options include '(select)', 'Android Client', 'CE Client', 'Emulation', 'Enhancement', 'Installation', 'Load Balance/Licensing', 'Mobile Client', 'Mobile Enterprise Dashboard', 'Runtime', 'Server', 'Service Control Manager', and 'iOS Client'.</p>	<p>Select a Category based on the type of the device you have encountered the issue.</p>
<p>Reproducibility</p>  <p>The screenshot shows a dropdown menu for the 'Reproducibility' field. The current selection is 'always'. Other options include 'sometimes', 'random', 'have not tried', 'unable to reproduce', and 'N/A'.</p>	<p>Select the level of reproducibility of the reporting issue.</p>
<p>Severity</p>  <p>The screenshot shows a dropdown menu for the 'Severity' field. The current selection is 'minor'. Other options include 'feature', 'trivial', 'text', 'tweak', 'major', 'crash', and 'block'.</p>	<p>Select the level on which you are affected by the issue.</p>
<p>Priority</p>  <p>The screenshot shows a dropdown menu for the 'Priority' field. The current selection is 'normal'. Other options include 'normal', 'none', 'low', 'high', 'urgent', and 'immediate'.</p>	<p>Select the Priority level.</p>

Report Issue (con't.)

Product Version 	Select the version on which you faced the issue.
Summary	Specify a title for the issue.
Description	Describe the issue with ways to reproduce.
Additional Information	Provide any additional Information if needed.
Upload File	Upload screenshots or necessary files.

My Account

My Account will show the account details. You will be able to update the password or change the email address.



Login	
Username	<input type="text" value="dmanuel"/>
Password	<input type="password" value="....."/>
Save Login	<input type="checkbox"/>
<input type="button" value="Login"/>	

[[Signup for a new account](#)] [[Lost your password?](#)]